



US00D679873S

(12) **United States Design Patent**
Nazimek et al.

(10) **Patent No.:** **US D679,873 S**

(45) **Date of Patent:** **** Apr. 9, 2013**

(54) **Z-SHAPED DOG TOY**

(75) Inventors: **Jill B. Nazimek**, Golden, CO (US);
Greg Allen Nazimek, Golden, CO (US)

(73) Assignee: **Katie's Bumpers**, Golden, CO (US)

(**) Term: **14 Years**

(21) Appl. No.: **29/404,847**

(22) Filed: **Oct. 26, 2011**

(51) **LOC (9) Cl.** **30-99**

(52) **U.S. Cl.** **D30/160**

(58) **Field of Classification Search** D30/160;
D21/386, 405-406, 408, 455; 119/702, 706-711
See application file for complete search history.

(56) **References Cited**

U.S. PATENT DOCUMENTS

D519,770 S	5/2006	Leone
D563,059 S	2/2008	Lamstein et al.
D575,910 S	8/2008	Nazimek
D597,263 S	7/2009	Nazimek
D629,978 S	12/2010	Nazimek

OTHER PUBLICATIONS

<http://www.katiesbumpers.com/documents/products.htm>; XYZ
Fire Hose Dog Toys; Copyright 2006.*
dog.com catalog; p. 20; Fire Hose Stretch and Fetch #101490. Dog
toys shown are admitted prior art to current design by Applicant.

Vo-Toys, Inc., Grip N' Dots Training Dummie; scan of website
[<http://www.vo-toys.com/catalog/detail.php?BEID=5942>] showing
prior art dog toy. Dog toy shown is admitted prior art to current design
by Applicant.

U.S. Appl. No. 29/404,845, filed Oct. 26, 2011, inventor Jill B.
Nazimek.

U.S. Appl. No. 29/404,846, filed Oct. 26, 2011, inventor Jill B.
Nazimek.

* cited by examiner

Primary Examiner — Cathy A MacCormac

(74) *Attorney, Agent, or Firm* — Margaret Polson; Oppedahl
Patent Law Firm LLC

(57) **CLAIM**

The ornamental design for an Z shaped dog toy, as shown and
described.

DESCRIPTION

FIG. 1 is a top plan view of my new design for an Z shaped dog
toy.

FIG. 2 is a left side elevation view of FIG. 1.

FIG. 3 is a right side elevation view of FIG. 1.

FIG. 4 is a front side elevation view of FIG. 1.

FIG. 5 is a rear side elevation view of FIG. 1.

FIG. 6 is a bottom plan view of FIG. 1; and,

FIG. 7 is a top perspective view of Figure.

The evenly spaced broken lines represent stitching. The fea-
tures shown in dot dashed lines in the drawing depict envi-
ronmental subject matter only and form no part of the claimed
design.

1 Claim, 3 Drawing Sheets

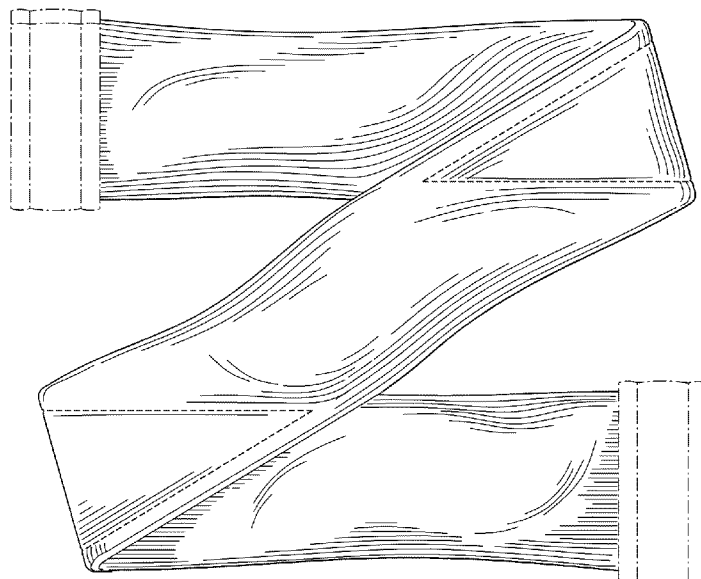




FIG. 4




FIG. 1

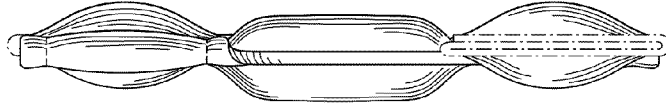


FIG. 3



FIG. 5




FIG. 2

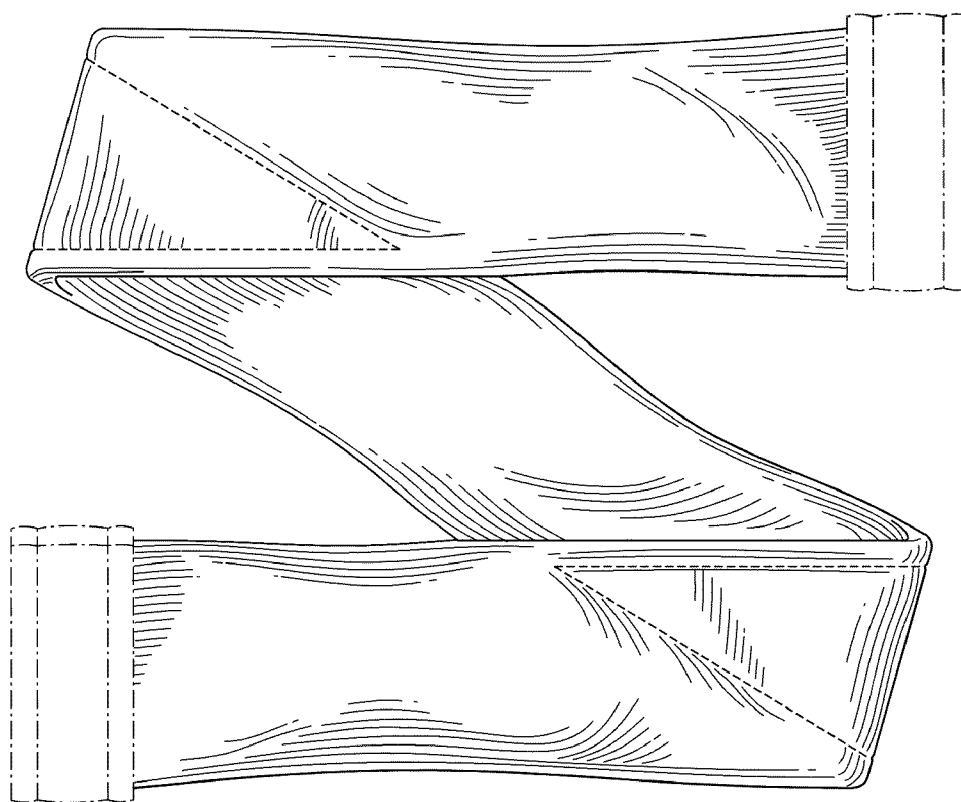


FIG.6

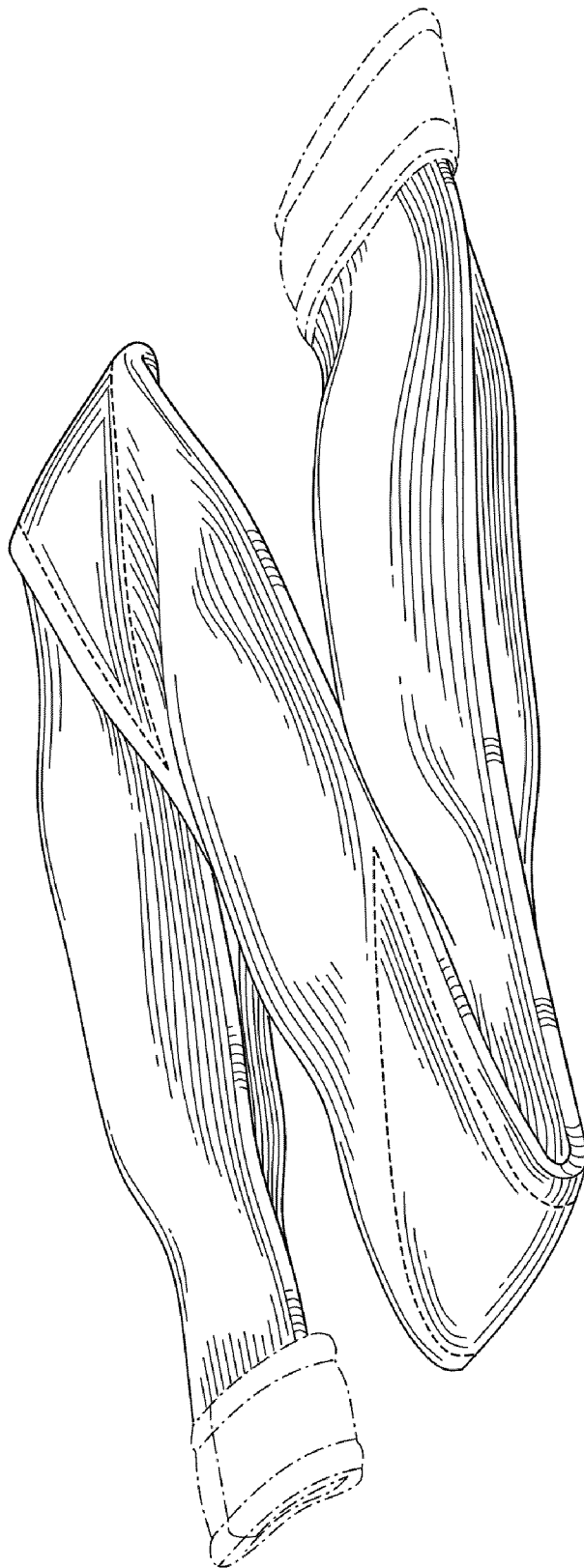


FIG.7