



US00D855213S

(12) **United States Design Patent**
Long et al.

(10) **Patent No.:** **US D855,213 S**

(45) **Date of Patent:** **** Jul. 30, 2019**

(54) **PARKING LOT PLATFORM STRUCTURE**

(71) Applicant: **RotoLab, LLC.**, Los Angeles, CA (US)

(72) Inventors: **Nels Long**, Los Angeles, CA (US);
Michael Rotondi, Los Angeles, CA (US)

(**) Term: **15 Years**

(21) Appl. No.: **29/635,034**

(22) Filed: **Jan. 26, 2018**

(51) **LOC (11) Cl.** **25-03**

(52) **U.S. Cl.**
USPC **D25/1**

(58) **Field of Classification Search**
USPC D25/1-35, 55-61
CPC E04H 1/00-14; E04H 3/00-10; E04H 3/12-30; E04H 6/00; E04H 6/08-10; E04H 6/12

See application file for complete search history.

(56) **References Cited**

U.S. PATENT DOCUMENTS

D194,095 S * 11/1962 Little D25/23
D196,637 S * 10/1963 Christ-Janes D25/1

D209,576 S * 12/1967 Wah D25/22
D217,239 S * 4/1970 Baker D25/1
D219,508 S * 12/1970 Baker D25/25
D273,618 S * 4/1984 Elliott D25/1
D301,169 S * 5/1989 Bass D15/9.2
D417,917 S * 12/1999 Broudy D25/34
9,598,853 B1 * 3/2017 Vafae E04H 1/04
D837,403 S * 1/2019 Katov D25/22
2006/0272248 A1 * 12/2006 Gustafson E04H 6/10
52/236.3

* cited by examiner

Primary Examiner — Brett Miller

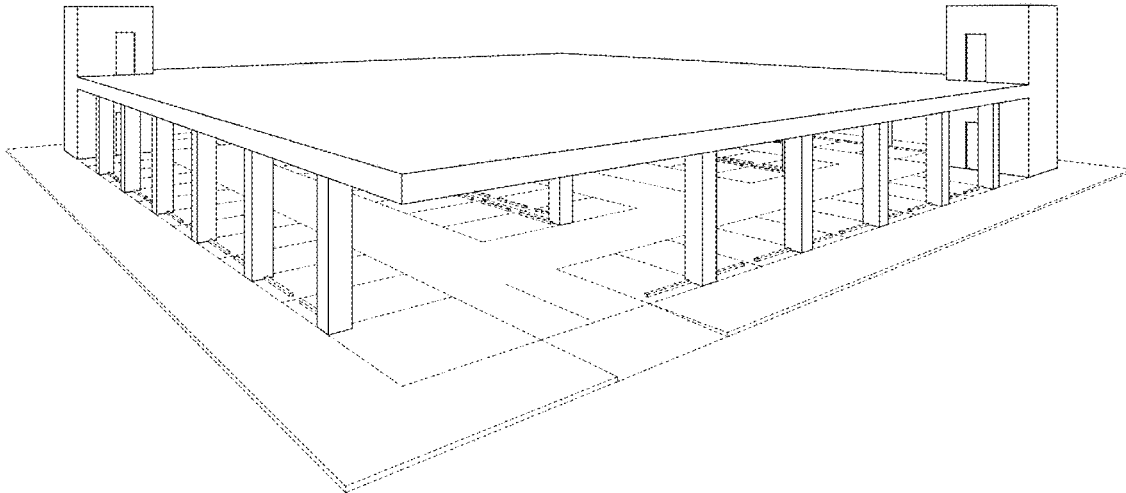
(57) **CLAIM**

The ornamental design for a parking lot platform structure, as shown and described.

DESCRIPTION

FIG. 1 is an elevated front perspective view thereof.
FIG. 2 is a front side direct view thereof.
FIG. 3 is a right side direct view thereof.
FIG. 4 is a left side direct view thereof.
FIG. 5 is a top view thereof; and,
FIG. 6 is an elevated corner side perspective view thereof.
The broken lines in the figures show portions of the building exterior that form no part of the claimed design.

1 Claim, 6 Drawing Sheets



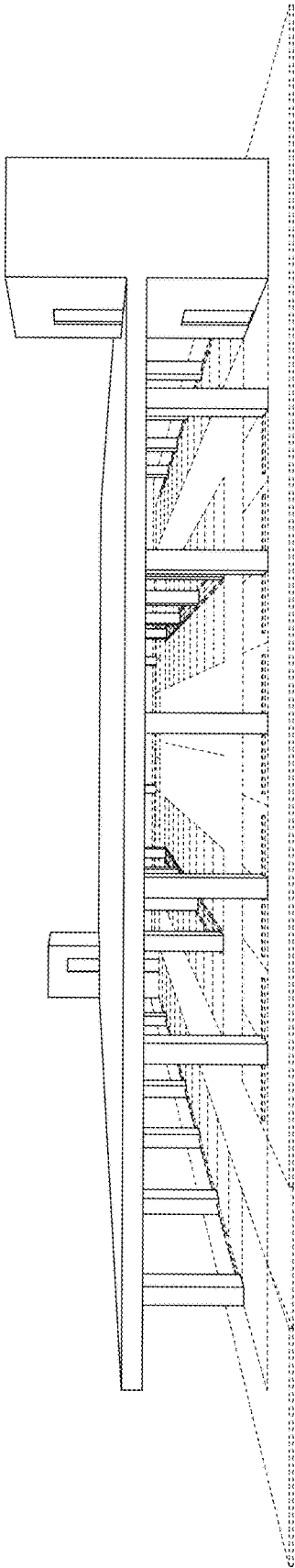


Fig. 1




Fig. 2




Fig. 3




Fig. 4




Fig. 5

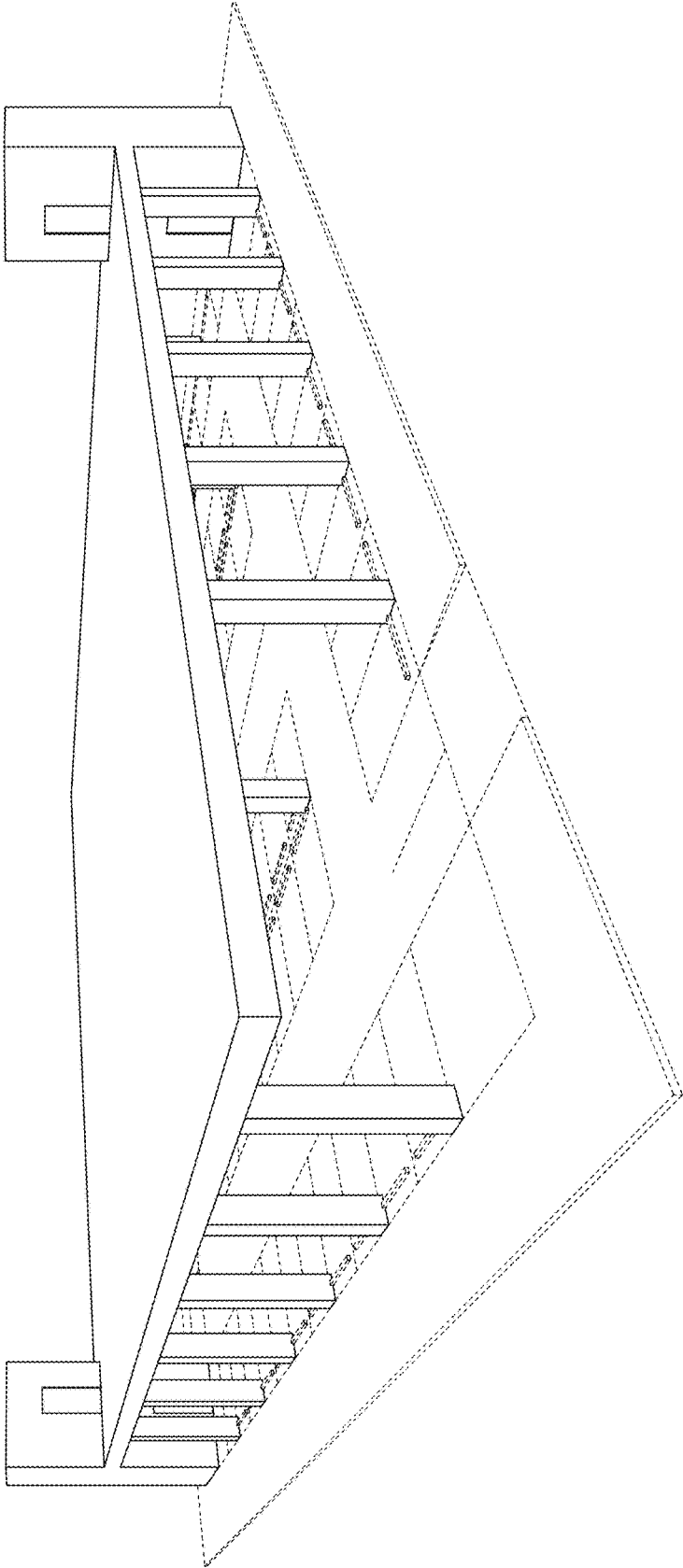


Fig. 6