US00D786856S

(12) United States Design Patent

Brehmer

(10) Patent No.: US D786,856 S
(45) Date of Patent: ** May 16, 2017

(54) **ELECTRONIC DEVICE**

(71) Applicant: **Lenovo (Beijing) Co., Ltd.**, Beijing (CN)

(72) Inventor: **Jesper Brehmer**, Beijing (CN)

(73) Assignee: **Lenovo (Beijing) Co., Ltd.**, Beijing (CN)

(**) Term: **15 Years**

(21) Appl. No.: **29/532,638**

(22) Filed: **Jul. 9, 2015**

Related U.S. Application Data

(62) Division of application No. 29/476,989, filed on Dec. 18, 2013, now Pat. No. Des. 737,809.

(30) **Foreign Application Priority Data**

Jun. 18, 2013 (CN) 2013 3 0258718

(51) **LOC (10) Cl.** **14-02**

(52) **U.S. Cl.**
USPC **D14/315**

(58) **Field of Classification Search**
USPC ..... D14/315–327; D18/1, 2, 7, 11; 235/145 A, 145 R; 341/22, 23; 345/104, 345/156, 168, 169, 173; 361/679.08, 361/679.09, 679.11, 679.26, 679.27
CPC G06F 1/16; G06F 1/1616; G06F 1/1626; G06F 1/1632; G06F 1/1613; G06F 1/1601; G06F 1/1618; G06F 1/162; G06F 1/166; G06F 1/1654; G06F 1/1681; H01R 35/02; H03M 11/00; G09B 13/04; H03K 17/94; G09G 5/00; F16M 11/10; H05K 5/00; H04M 1/0237
See application file for complete search history.

(56) **References Cited**

U.S. PATENT DOCUMENTS

6,053,589	A *	4/2000	Lin	G06F 1/166 312/271
7,239,505	B2 *	7/2007	Keely	G06F 1/1616 361/679.09
D555,656	S *	11/2007	Bishop	D14/448
D682,828	S *	5/2013	Kim	D14/327
D696,245	S *	12/2013	Lee	D14/315
8,607,415	B2 *	12/2013	Bestle	G06F 1/1616 16/281
D708,177	S *	7/2014	Honda	D14/316
D717,792	S *	11/2014	Ji	D14/316
2006/0038795	A1 *	2/2006	Lee	E05B 65/006 345/173

* cited by examiner

Primary Examiner — Freda S Nunn
(74) *Attorney, Agent, or Firm* — Oppedahl Patent Law Firm LLC

(57) **CLAIM**

The ornamental design for an electronic device, as shown and described.

DESCRIPTION

FIG. **1** is a top plan view of my new design for an electronic device with the lid in a closed position.
FIG. **2** is a bottom plan view of FIG. **1**.
FIG. **3** is a front side elevation view of FIG. **1**.
FIG. **4** is a back side elevation view of FIG. **1**.
FIG. **5** is a left side elevation view of FIG. **1**.
FIG. **6** is a right side elevation view of FIG. **1**.
FIG. **7** is a front perspective view of FIG. **1**; and,
FIG. **8** is a front perspective view of the embodiment of FIG. **1** with the lid being a second position, it being understood that all other surfaces are the same as the other views of this embodiment.

(Continued)



Broken lines shown in the drawings represent environment only and form no part of the claimed design.

1 Claim, 6 Drawing Sheets

FIG.1



FIG.2



FIG.3



FIG.4



FIG.5



FIG.6

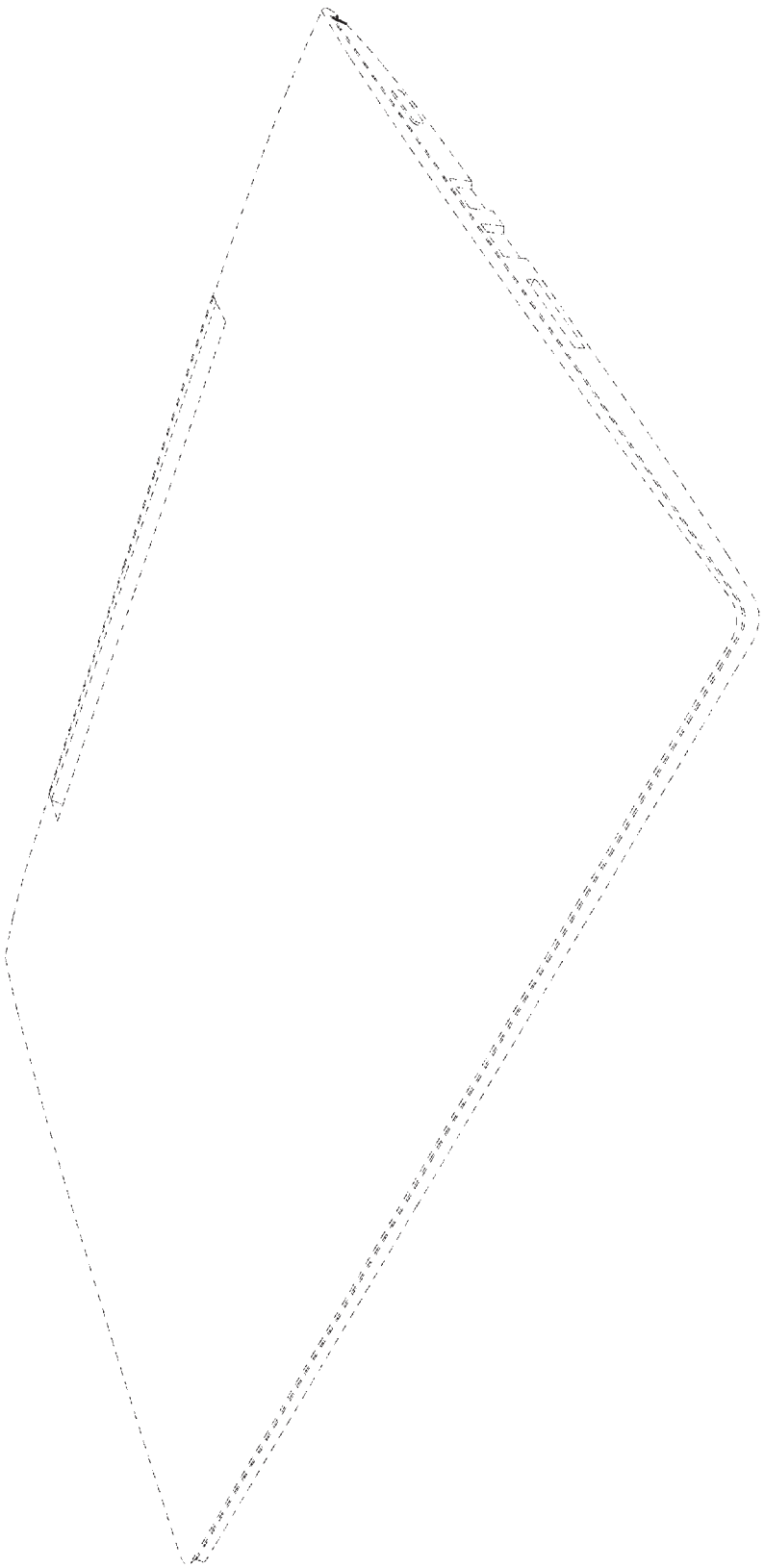

FIG.7



FIG.8