



US00D698556S

(12) **United States Design Patent**  
**Little**

(10) **Patent No.:** **US D698,556 S**

(45) **Date of Patent:** **\*\* Feb. 4, 2014**

(54) **HAIR BRUSH**

D510,483 S 10/2005 Kuo et al.  
D518,297 S 4/2006 Little  
D646,489 S 10/2011 Little

(71) Applicant: **Kellie J. Little**, Greenbrae, CA (US)

(72) Inventor: **Kellie J. Little**, Greenbrae, CA (US)

(\*\*) Term: **14 Years**

(21) Appl. No.: **29/454,280**

(22) Filed: **May 8, 2013**

(51) **LOC (10) Cl.** ..... **04-02**

(52) **U.S. Cl.**  
USPC ..... **D4/133; D4/136**

(58) **Field of Classification Search**  
USPC ..... D4/132-134, 136, 138; 15/143.1,  
15/159.1, 160, 186-188; 132/120, 313  
See application file for complete search history.

(56) **References Cited**

**U.S. PATENT DOCUMENTS**

D171,735 S	3/1954	Schotland
2,795,807 A	6/1957	Salvy
3,128,487 A	4/1964	Vallis
3,727,260 A	4/1973	Spydevold
4,014,064 A	3/1977	Okazaki
D270,381 S	8/1983	Muller et al.
4,722,111 A	2/1988	Brodey et al.
D307,217 S	4/1990	Fong
D383,901 S	9/1997	Anderson et al.
D483,951 S	12/2003	Little

**FOREIGN PATENT DOCUMENTS**

EP 0289465 A2 \* 11/1988

\* cited by examiner

*Primary Examiner* — Melanie H Tung

*Assistant Examiner* — Lavone D Tabor

(74) *Attorney, Agent, or Firm* — Margaret Polson; Oppedahl Patent Law Firm LLC

(57) **CLAIM**

The ornamental design for a hair brush, as shown and described.

**DESCRIPTION**

FIG. 1 is a top plan view of my new design for a hair brush. FIG. 2 is a bottom plan view of FIG. 1.

FIG. 3 is right side elevation view of FIG. 1, the left side being a mirror image.

FIG. 4 is a front elevation view of FIG. 1.

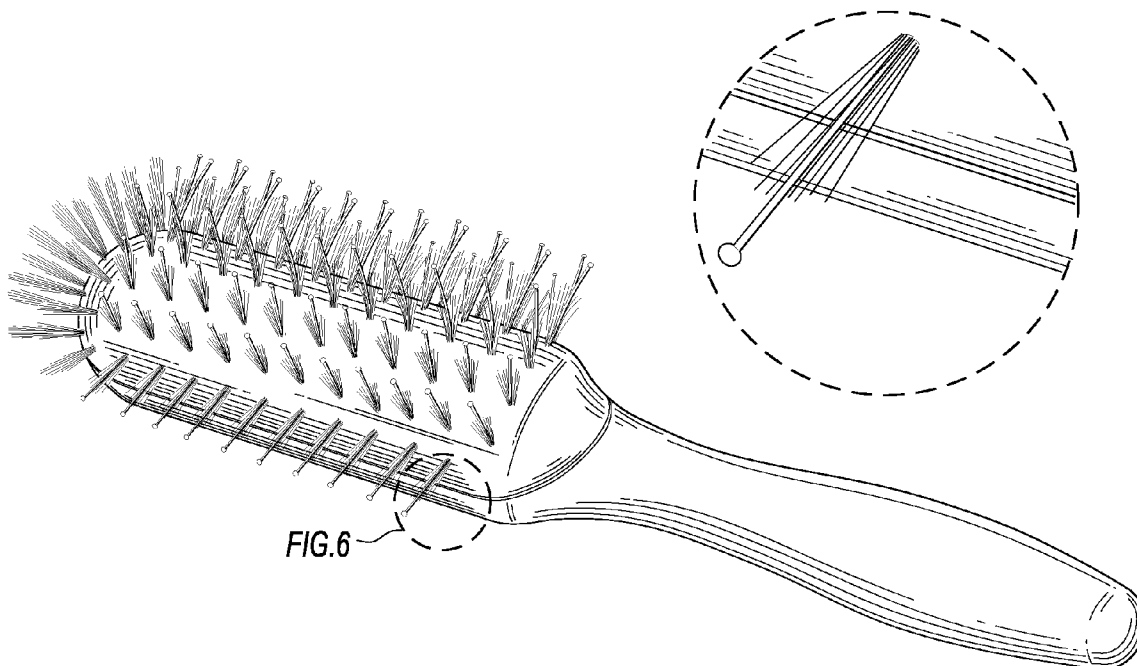
FIG. 5 is a rear elevation view of FIG. 1.

FIG. 6 top perspective view of FIG. 1; and,

FIG. 7 is a close up view of the bristle clusters on the segment labeled in FIG. 6.

The bristles are partially shown for ease of illustration in FIGS. 1-6, with the understanding that each of the somewhat uniformly spaced tufts appears as shown in FIG. 7.

**1 Claim, 3 Drawing Sheets**



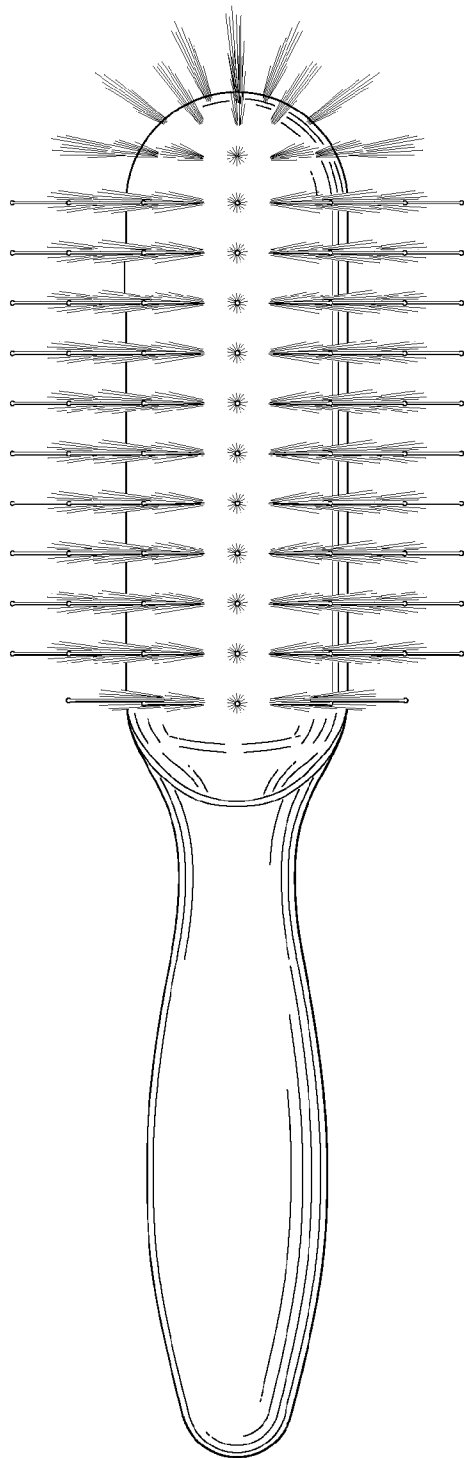


FIG. 1

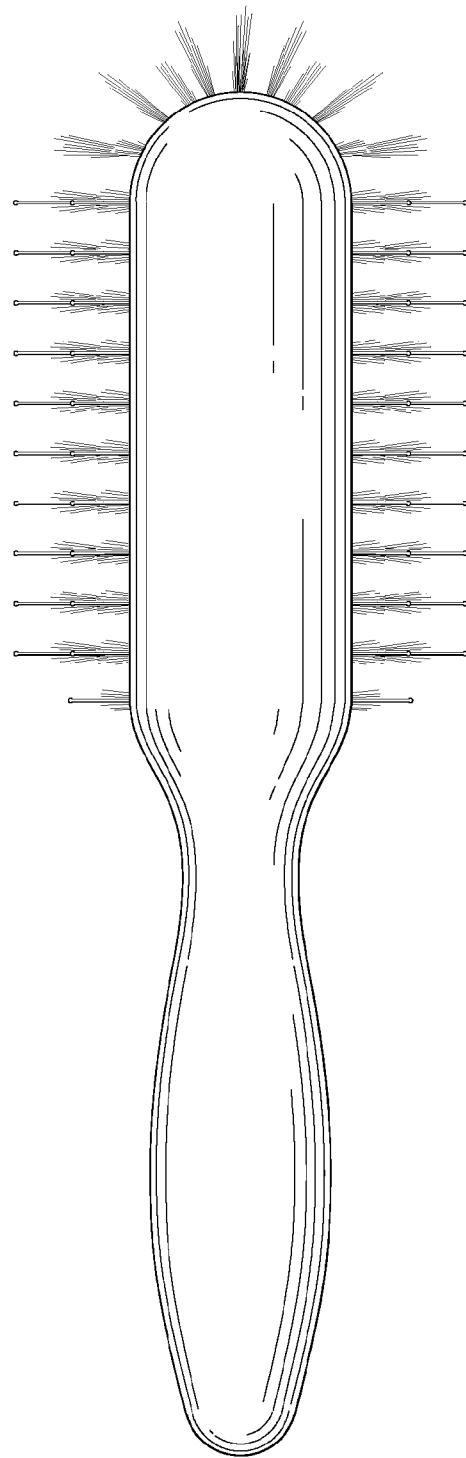


FIG. 2

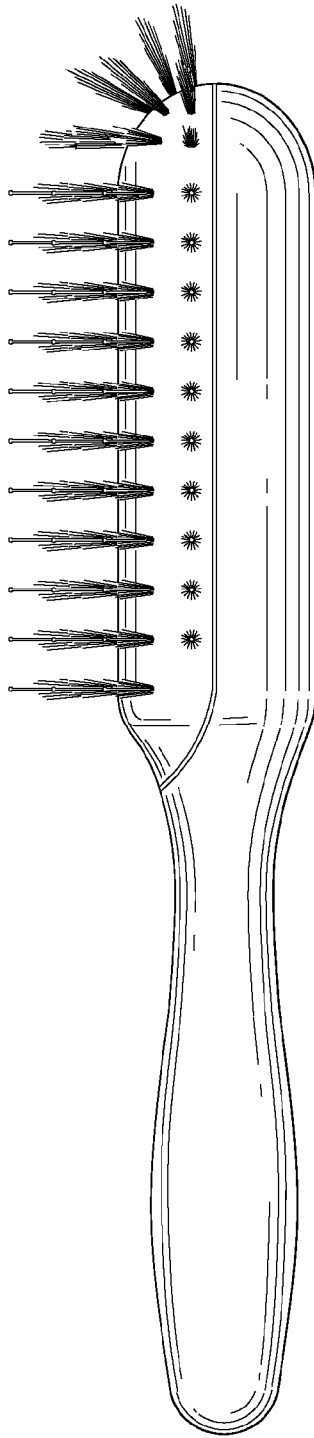


FIG.3

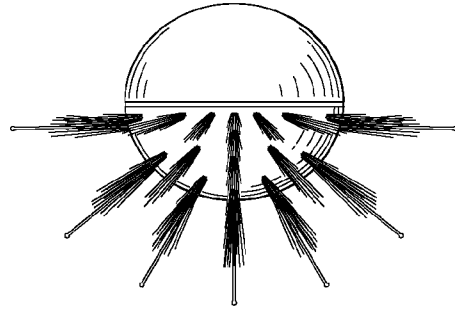


FIG.4

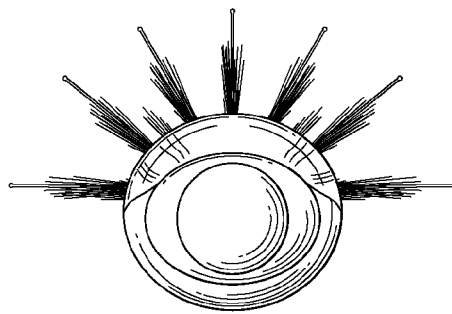


FIG.5

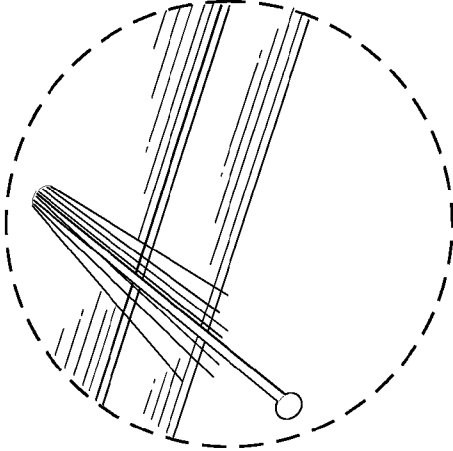


FIG. 6

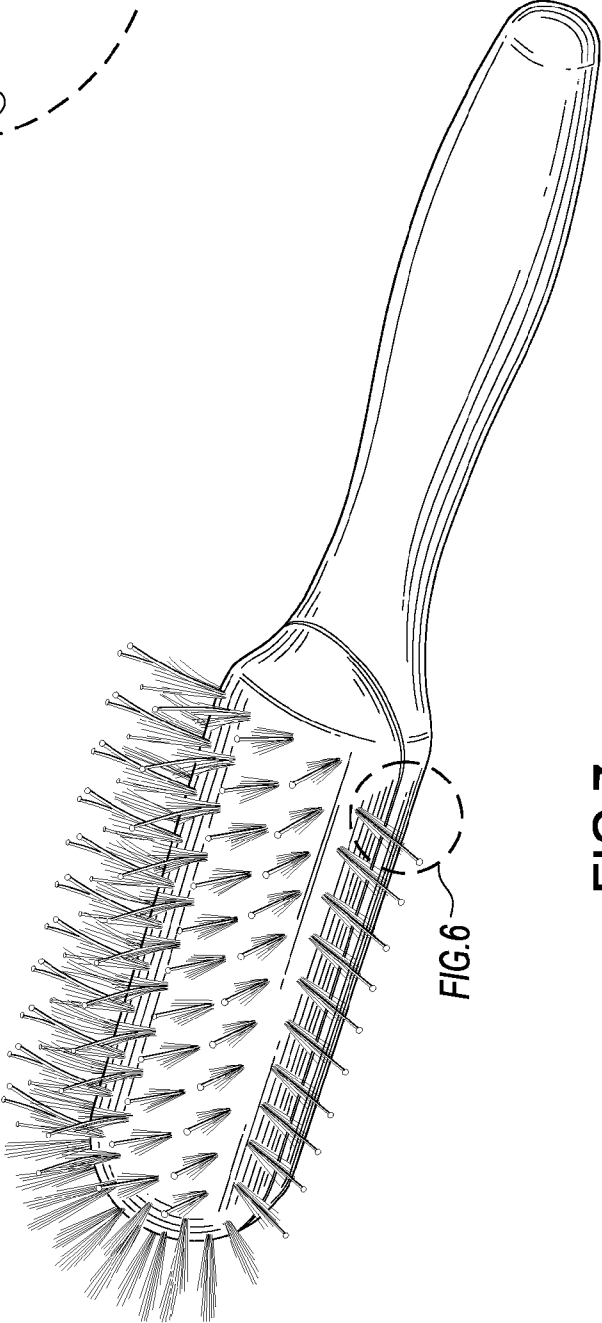


FIG. 7