



US00D662194S

(12) **United States Design Patent**
Cowen

(10) **Patent No.:** **US D662,194 S**

(45) **Date of Patent:** **** Jun. 19, 2012**

(54) **TOILET SEAT**

(76) Inventor: **Stephen Roy Cowen**, Longmont, CO
(US)

(**) Term: **14 Years**

(21) Appl. No.: **29/399,497**

(22) Filed: **Aug. 15, 2011**

(51) **LOC (9) Cl.** **23-02**

(52) **U.S. Cl.** **D23/311**

(58) **Field of Classification Search** D23/311,
D23/303; 4/234, 237-238

See application file for complete search history.

(56) **References Cited**

U.S. PATENT DOCUMENTS

2,446,381 A	8/1948	Middleton	
D161,108 S	12/1950	Kandarian	
D212,327 S	10/1968	Brewer	
3,594,831 A	7/1971	Brewer	
4,843,656 A	7/1989	Forman	
D307,048 S *	4/1990	Spiegel D23/311
D336,954 S	6/1993	Paglia	
D352,103 S	11/1994	Waldren	
5,687,431 A	11/1997	Garrett	
5,729,839 A	3/1998	Bigelow	
5,765,236 A	6/1998	Bethanis	
5,940,896 A	8/1999	Berring	
5,947,501 A	9/1999	Osborn	
D421,491 S	3/2000	Hewitt	
6,385,782 B1	5/2002	Schneider	
D489,438 S *	5/2004	Hunt D23/311
D491,650 S	6/2004	Laguera Garza et al.	
7,272,863 B2	9/2007	Pratt	
D556,876 S	12/2007	O'Rourke et al.	

D594,946 S *	6/2009	Gilbert D23/311
7,552,485 B1	6/2009	Harrison	
D622,370 S *	8/2010	Gilbert D23/311
2005/0177932 A1	8/2005	Hilton	
2006/0064806 A1	3/2006	Kuo	
2006/0156459 A1	7/2006	Hsu	
2009/0205118 A1	8/2009	Yoo	
2011/0131718 A1	6/2011	Smith	

FOREIGN PATENT DOCUMENTS

EP	0 858 759 A2	8/1998
JP	7 213457 A	8/1995
JP	9262190 A	10/1997
JP	10 229956 A	9/1998

* cited by examiner

Primary Examiner — Robert Delehanty

(74) *Attorney, Agent, or Firm* — Margaret Polson; Oppedahl Patent Law Firm LLC

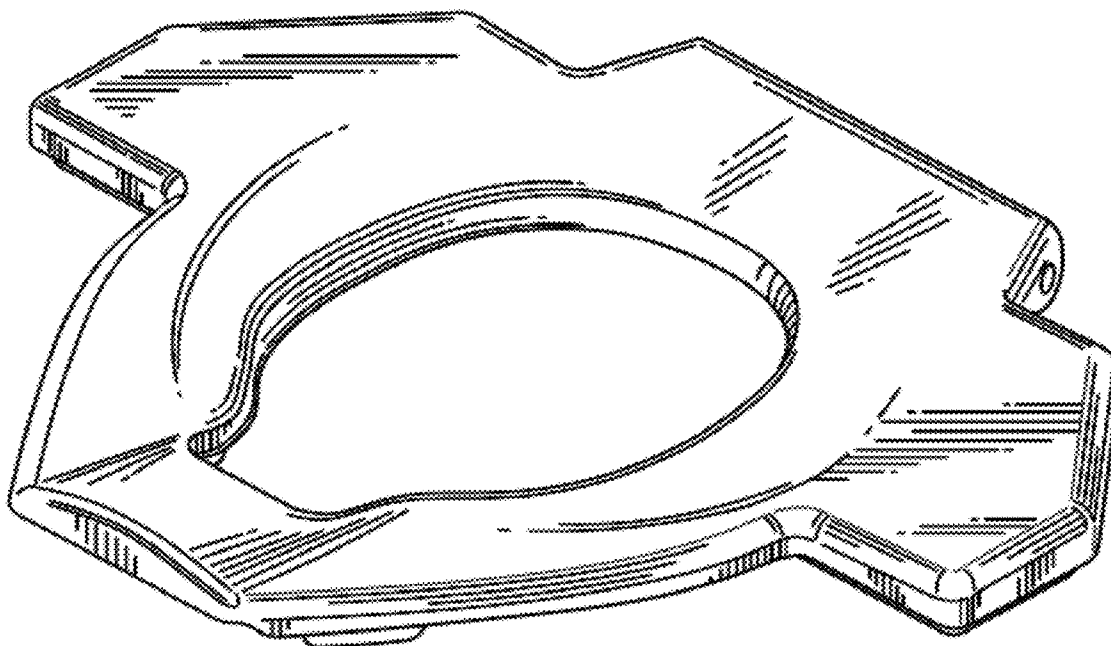
(57) **CLAIM**

I claim the ornamental design for the toilet seat, as shown and described.

DESCRIPTION

FIG. 1 is a top perspective view of my design for a toilet seat.
FIG. 2 is a bottom perspective view of FIG. 1.
FIG. 3 is a top plan view of FIG. 1.
FIG. 4 is a bottom plan view of FIG. 1.
FIG. 5 is a front elevation view of FIG. 1.
FIG. 6 is a back elevation view of FIG. 1; and,
FIG. 7 is a side elevation view of FIG. 1 showing the right and left sides which are mirror images.

1 Claim, 3 Drawing Sheets



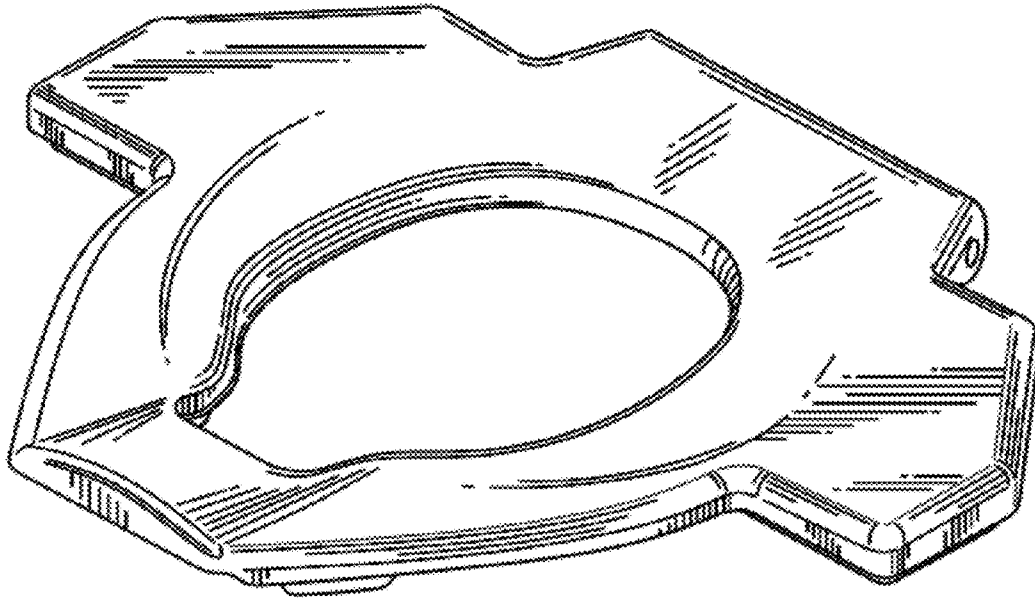


FIG. 1

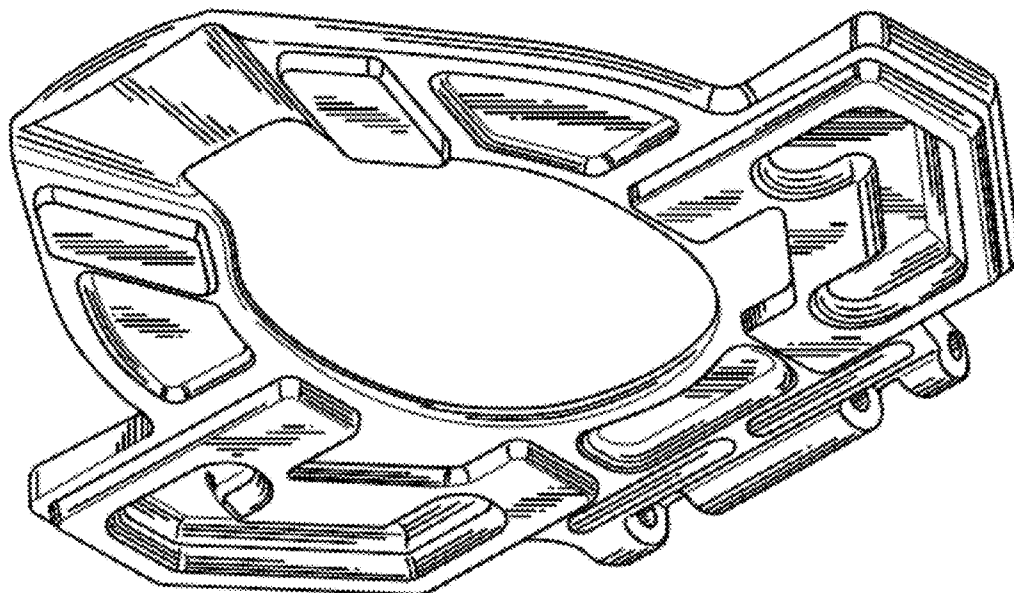


FIG. 2

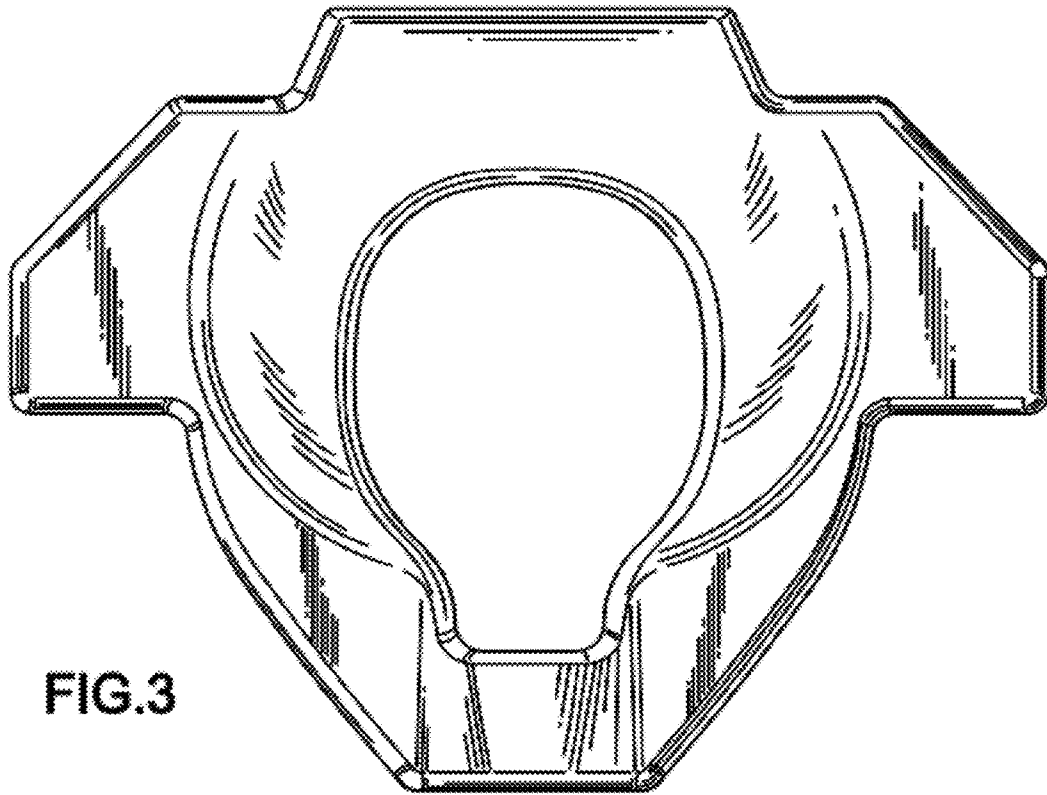


FIG.3

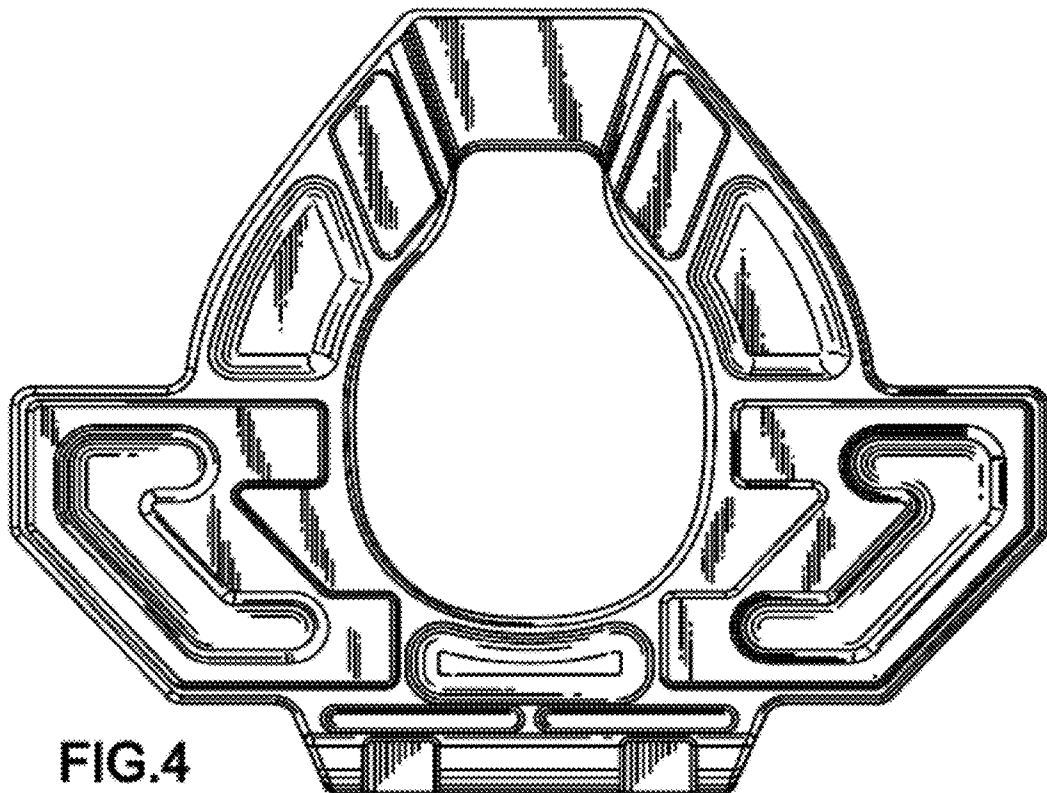


FIG.4




FIG. 5



FIG. 6



FIG. 7