US00D609857S

(12) United States Design Patent

Schmitz

(10) Patent No.: US D609,857 S
(45) Date of Patent: ** Feb. 9, 2010

(54) **COMB STRAIGHTENER**

(75) Inventor: **Ingo Schmitz**, Duisburg (DE)

(73) Assignee: **WIK Far East Ltd.**, Honk Kong (CN)

(**) Term: **14 Years**

(21) Appl. No.: **29/336,973**

(22) Filed: **May 13, 2009**

(51) **LOC (9) Cl.** **28-03**
(52) **U.S. Cl.** **D28/35**; D28/24; D28/15
(58) **Field of Classification Search** 132/222–229, 132/232, 234, 236, 245, 271–272; D28/35–38, D28/24, 15; 222/222, 225–227
See application file for complete search history.

(56) **References Cited**

U.S. PATENT DOCUMENTS

D401,382	S	*	11/1998	Seifert	D28/13
5,894,849	A	*	4/1999	Ehlhardt et al.	132/271
D457,730	S	*	5/2002	McCurrach	D28/15
D570,045	S	*	5/2008	Julemont	D28/35
2004/0250831	A1	*	12/2004	Rizzuto	132/271

OTHER PUBLICATIONS

U.S. Appl. No. 29/336,975, filed May 13, 2009; Inventor: Ingo Schmitz.
U.S. Appl. No. 29/335,835, filed Apr. 22, 2009; Inventor: Ingo Schmitz.
U.S. Appl. No. 29/336,040, filed Apr. 27, 2009; Inventor: Christoph Speh.
U.S. Appl. No. 29/336,088, filed Apr. 28, 2009; Inventor: Christoph Speh.
U.S. Appl. No. 29/336,101, filed Apr. 28, 2009; Inventor: Christoph Speh.
U.S. Appl. No. 29/336,102, filed Apr. 28, 2009; Inventor: Ingo Schmitz.
U.S. Appl. No. 29/335,836, filed Apr. 22, 2009; Inventor: Ingo Schmitz.

* cited by examiner

Primary Examiner—Jennifer Rivard
(74) *Attorney, Agent, or Firm*—Margaret Polson; Oppendahl Patent Law Firm LLC

(57) **CLAIM**

The ornamental design for a comb straightener, as shown and described.

DESCRIPTION

FIG. **1** is a top perspective view of my new design for a comb straightener.

FIG. **2** is a top plan view of FIG. **1**.

FIG. **3** is a bottom plan view of FIG. **1**.

FIG. **4** is a front side elevation view of FIG. **1**

FIG. **5** is a rear side elevation view of FIG. **1**.

FIG. **6** is a right side elevation view of FIG. **1**; and,

FIG. **7** is a left side elevation view of FIG. **1**.

1 Claim, 3 Drawing Sheets

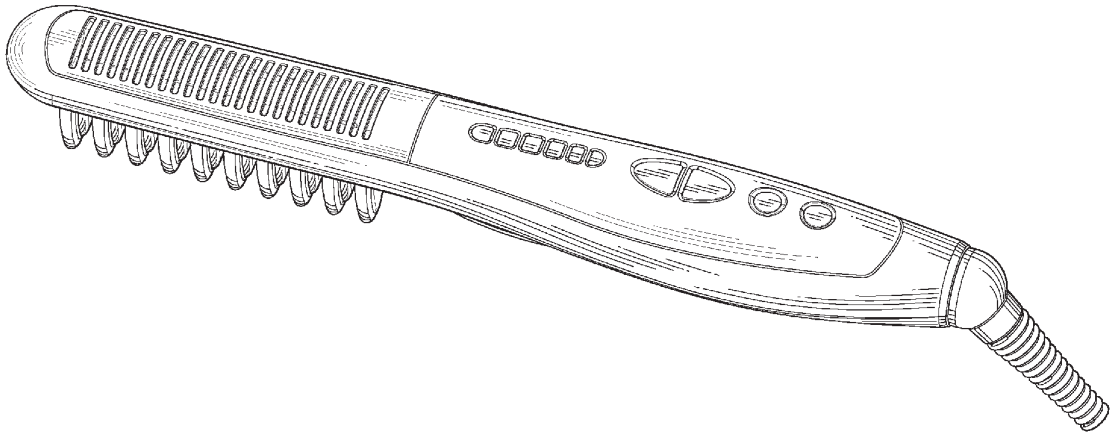

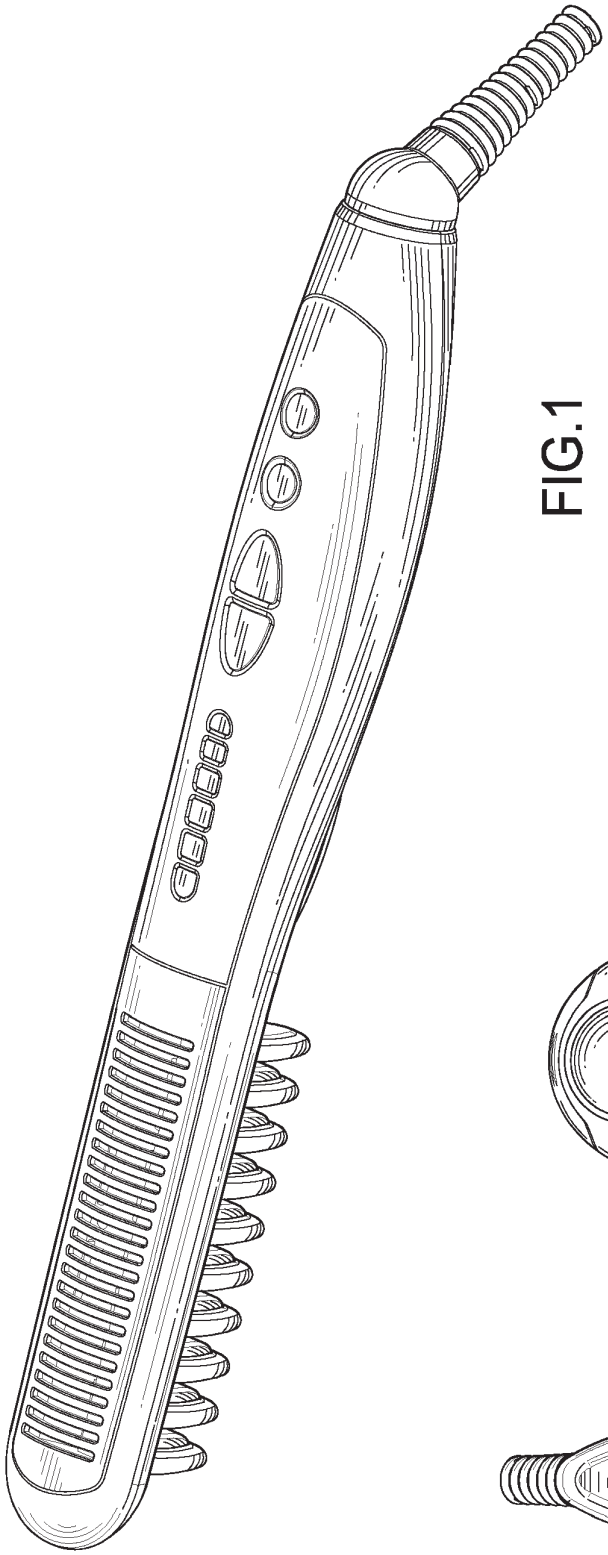

FIG.1

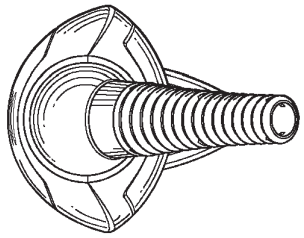

FIG.5

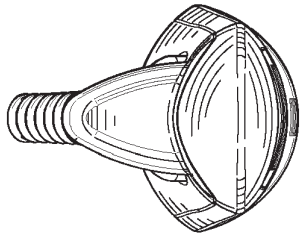

FIG.4

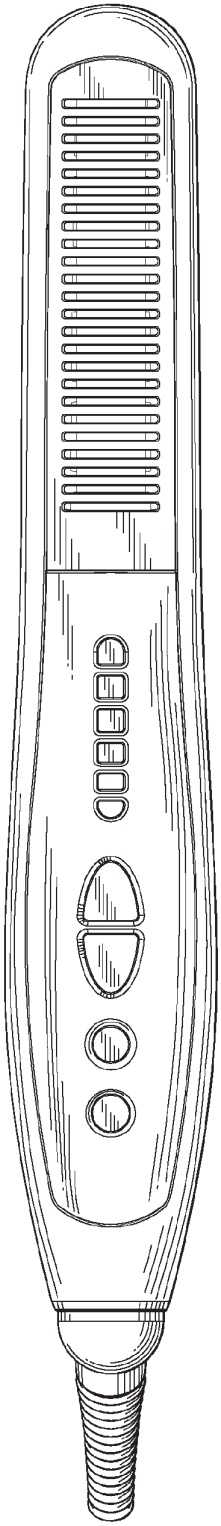

FIG.2

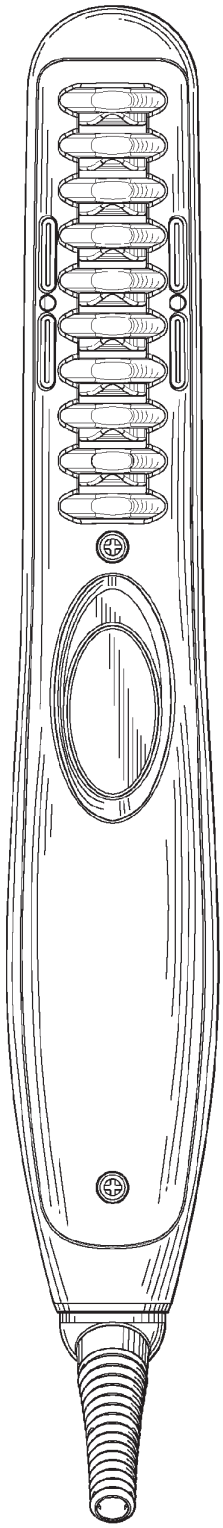

FIG.3



FIG.6

FIG.7