



US00D602766S

(12) **United States Design Patent**
Kelleghan

(10) **Patent No.:** **US D602,766 S**
(45) **Date of Patent:** **** Oct. 27, 2009**

- (54) **CARBON FIBER CARABINER**
- (75) Inventor: **Brian James Kelleghan**, Longmont, CO (US)
- (73) Assignee: **Bison Designs, LLC**, Longmont, CO (US)
- (**) Term: **14 Years**
- (21) Appl. No.: **29/335,382**
- (22) Filed: **Apr. 14, 2009**

| | | | | |
|--------------|------|---------|----------------|----------|
| 4,835,823 | A * | 6/1989 | Contat | 24/588.1 |
| 5,005,266 | A * | 4/1991 | Fister et al. | 24/601.5 |
| 5,357,657 | A * | 10/1994 | Petzl | 24/599.9 |
| 5,445,857 | A * | 8/1995 | Nowobilski | 428/69 |
| D375,252 | S * | 11/1996 | Serra Fabregas | D8/356 |
| D475,591 | S * | 6/2003 | Luquire | D8/34 |
| D478,218 | S * | 8/2003 | Liang | D5/58 |
| 6,622,354 | B1 * | 9/2003 | Klingier | 24/601.5 |
| D483,647 | S * | 12/2003 | Lo | D8/333 |
| D541,053 | S * | 4/2007 | Sanders | D5/62 |
| 7,353,571 | B2 * | 4/2008 | Goldberg | 24/599.6 |
| D590,237 | S * | 4/2009 | Parisi et al. | D8/356 |
| 2003/0106190 | A1 * | 6/2003 | Christianson | 24/600.1 |
| 2007/0050956 | A1 * | 3/2007 | Hu | 24/598.2 |

Related U.S. Application Data

- (62) Division of application No. 29/322,186, filed on Jul. 30, 2008, now Pat. No. Des. 591,584, which is a division of application No. 29/302,638, filed on Jan. 21, 2008, now Pat. No. Des. 577,572.

* cited by examiner

Primary Examiner—T. Chase Nelson
Assistant Examiner—Karen Acker
 (74) *Attorney, Agent, or Firm*—Margaret Polson; Oppedahl Patent Law Firm LLC

- (51) **LOC (9) Cl.** **08-05**
- (52) **U.S. Cl.** **D8/356**
- (58) **Field of Classification Search** D8/105, D8/107, 333, 349, 354, 356, 358, 360, 360.1, D8/367, 373, 382, 383, 394–396, 400; D11/200, D11/211; D23/261; 24/573.11, 576.1, 588.1, 24/592.1, 592.2, 598.3, 599.1, 599.5, 599.6, 24/599.9, 600.1; 294/82.19, 82.2; D5/54, D5/58, 59

(57) **CLAIM**

The ornamental design for a carbon fiber carabiner, as shown and described.

See application file for complete search history.

DESCRIPTION

- FIG. 1 is a top plan view of my new design for a carbon fiber carabiner.
- FIG. 2 is a bottom plan view of FIG. 1.
- FIG. 3 is a right side elevation view of FIG. 1.
- FIG. 4 is left side elevation view of FIG. 1.
- FIG. 5 is a rear side elevation view of FIG. 1.
- FIG. 6 is a front side elevation view of FIG. 1; and,
- FIG. 7 is a top perspective view of FIG. 1.

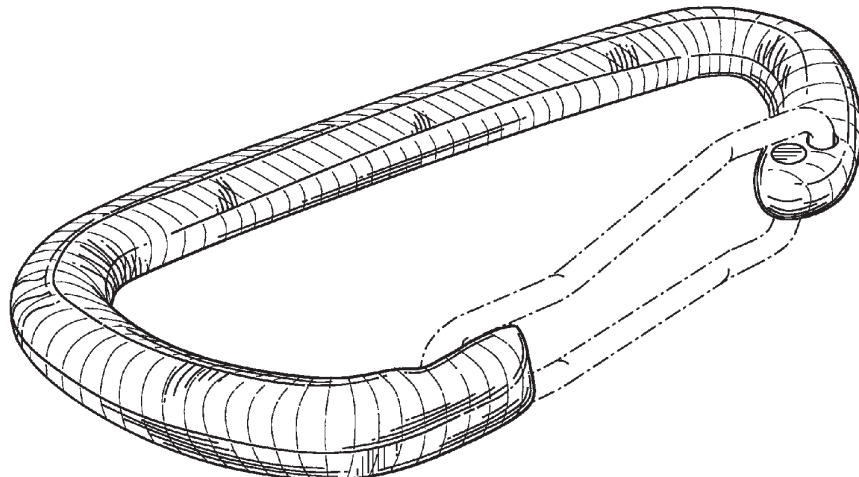
(56) **References Cited**

U.S. PATENT DOCUMENTS

| | | | | |
|-----------|-----|---------|------------|-----------|
| D62,554 | S * | 6/1923 | Lord | D5/58 |
| D88,370 | S * | 11/1932 | Willheim | D5/59 |
| D191,389 | S * | 9/1961 | Shortway | D5/59 |
| 4,012,932 | A * | 3/1977 | Gewiss | 72/187 |
| D252,091 | S * | 6/1979 | Popeck | D19/59 |
| D271,465 | S * | 11/1983 | Boissonnet | D8/367 |
| D282,904 | S * | 3/1986 | Faidide | D8/367 |
| 4,712,346 | A * | 12/1987 | Luitjen | 52/747.12 |

The broken lines showing of environmental structure is include for the purpose of illustrating the design in use and forms no part of the claimed design.

1 Claim, 3 Drawing Sheets



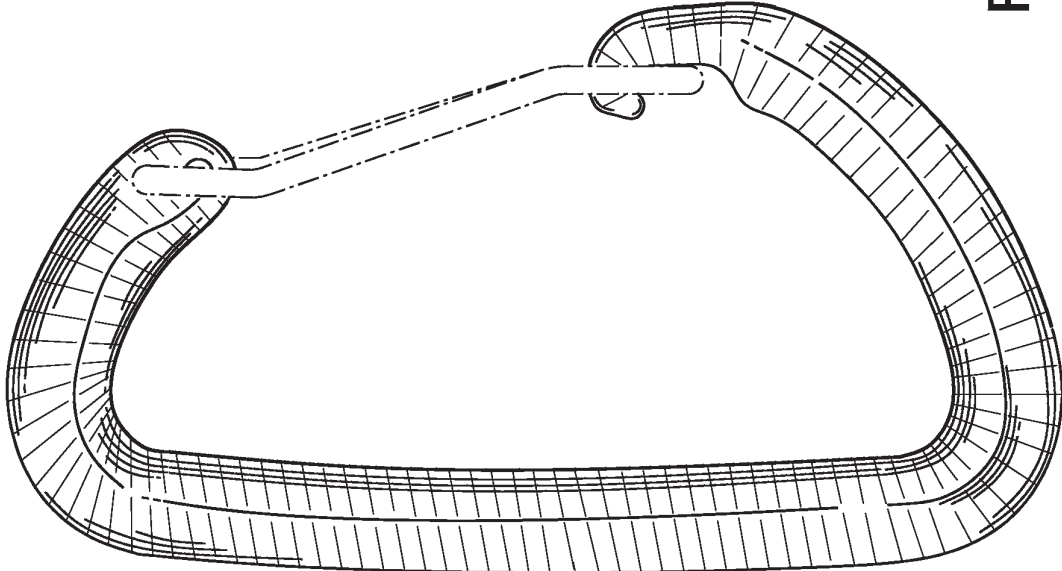


FIG.2

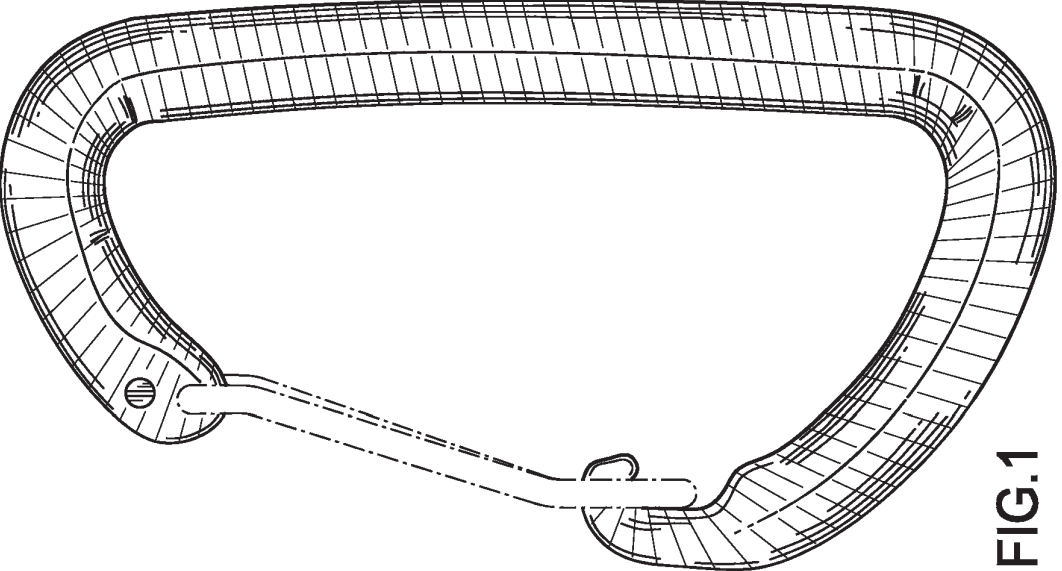


FIG.1

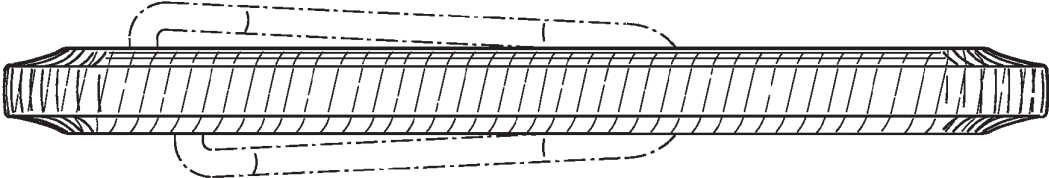


FIG.4

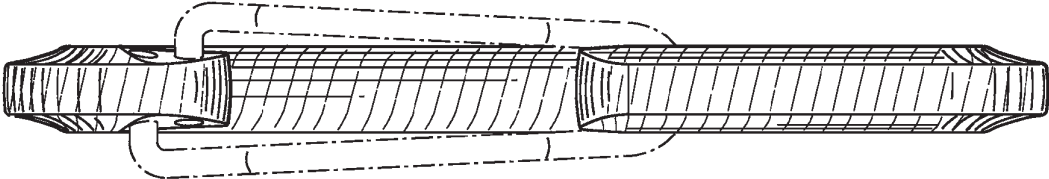


FIG.3

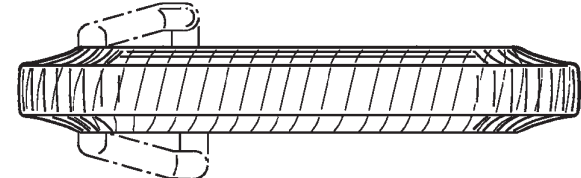


FIG.6

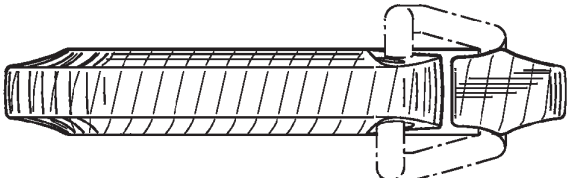


FIG.5

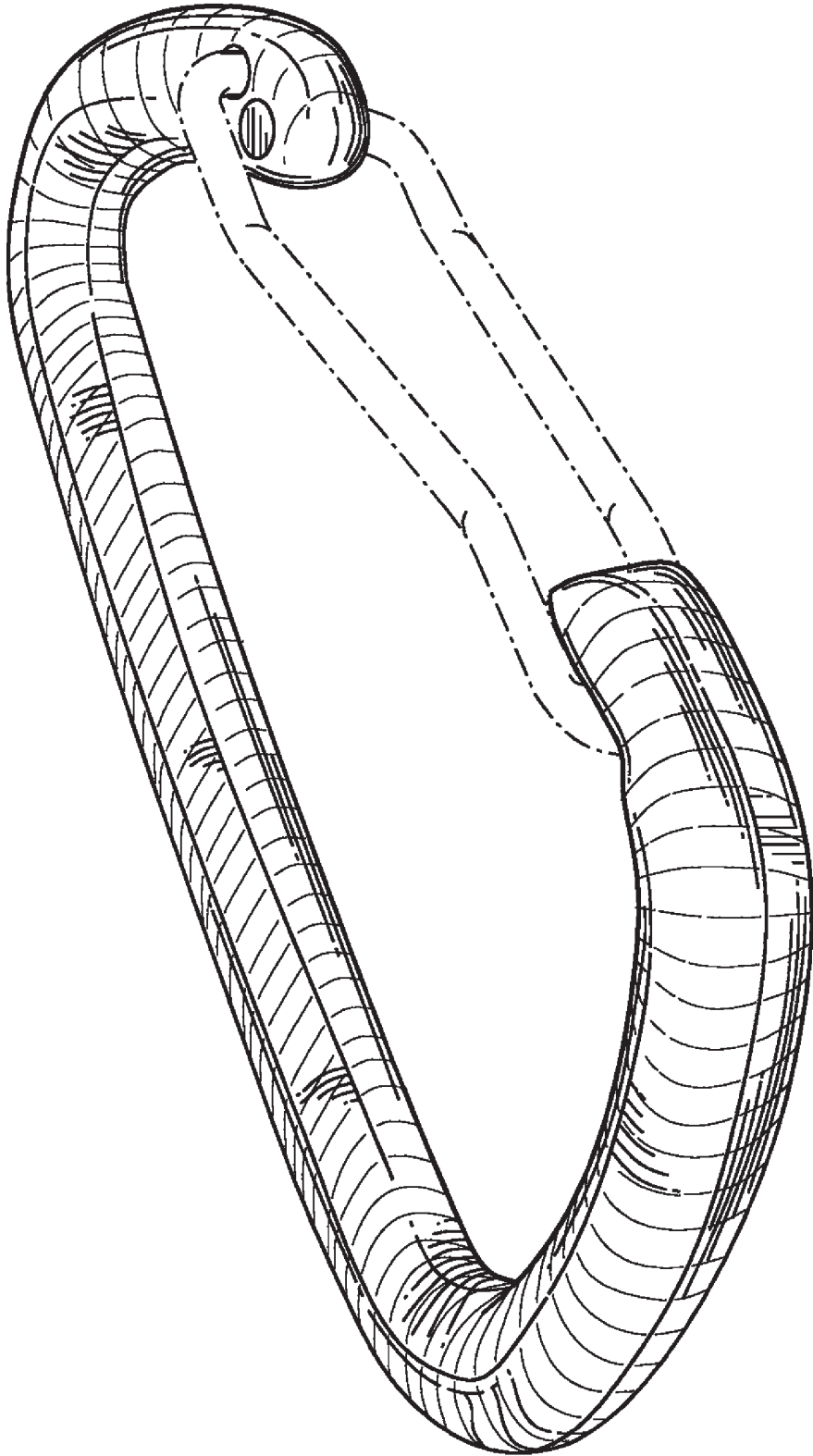


FIG.7