



(19) **United States**

(12) **Patent Application Publication**
Ke et al.

(10) **Pub. No.: US 2012/0218940 A1**
(43) **Pub. Date: Aug. 30, 2012**

(54) **METHOD AND APPARATUS FOR DETERMINING A SLOT FORMAT OF A FRACTIONAL DEDICATED PHYSICAL CONTROL CHANNEL**

Publication Classification

(51) **Int. Cl.** *H04W 4/00* (2009.01)
(52) **U.S. Cl.** 370/328

(75) Inventors: **Yazhu Ke**, Shenzhen (CN); **Xiang Cheng**, Shenzhen (CN)

(57) **ABSTRACT**

A method for determining a slot format of an F-DPCH is disclosed in the present disclosure, including: a Node B using No.0 slot format of the F-DPCH as the slot format for transmitting information over the F-DPCH when detecting that a UE in CELL_FACH state or idle mode is using an E-DCH. An apparatus for determining a slot format of an F-DPCH is also disclosed. The present disclosure ensures that the slot format of the F-DPCH transmitted by the Node B is identical with that of the F-DPCH received by the UE, so that the UE can correctly receive the TPC bits carried on the F-DPCH, and thus the UE can use the TPC bits to implement inner loop power control. Therefore, the Node B can correctly receive the data information transmitted over an E-DPDCH.

(73) Assignee: **ZTE CORPORATION**, Shenzhen, Guangdong (CN)

(21) Appl. No.: **13/257,934**

(22) PCT Filed: **Nov. 9, 2009**

(86) PCT No.: **PCT/CN2009/074870**

§ 371 (c)(1),
(2), (4) Date: **Apr. 27, 2012**

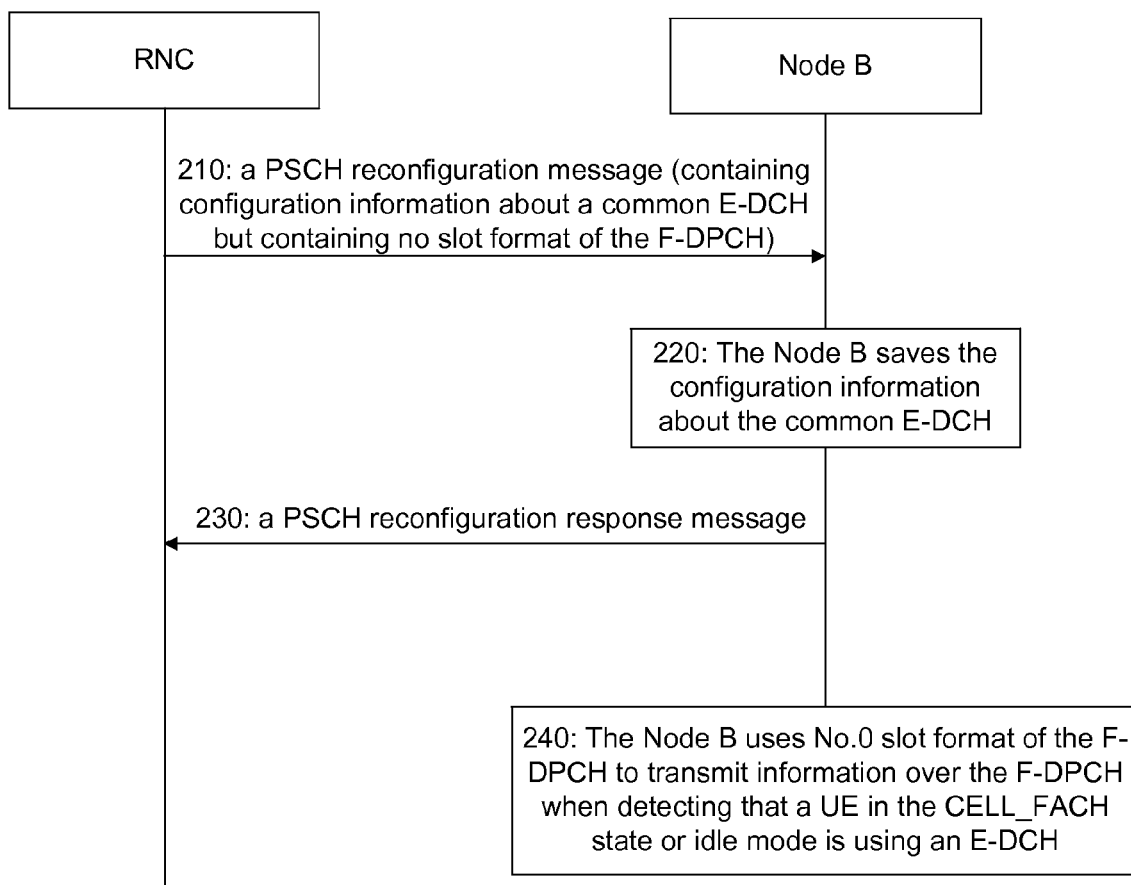


Fig. 1

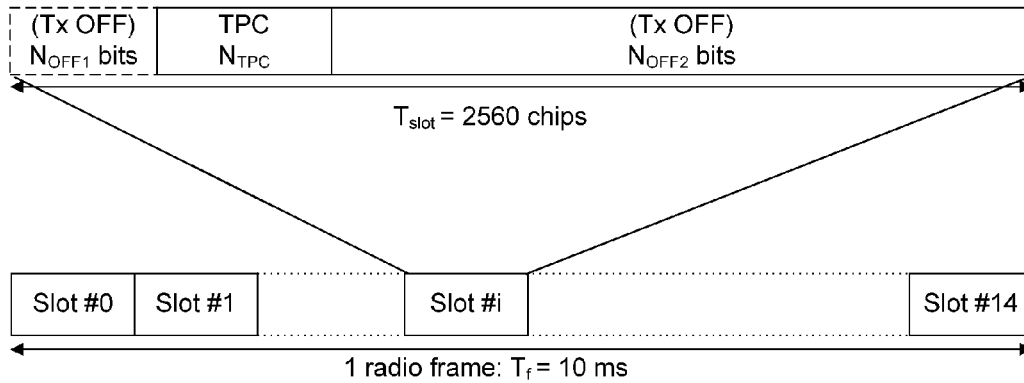


Fig. 2

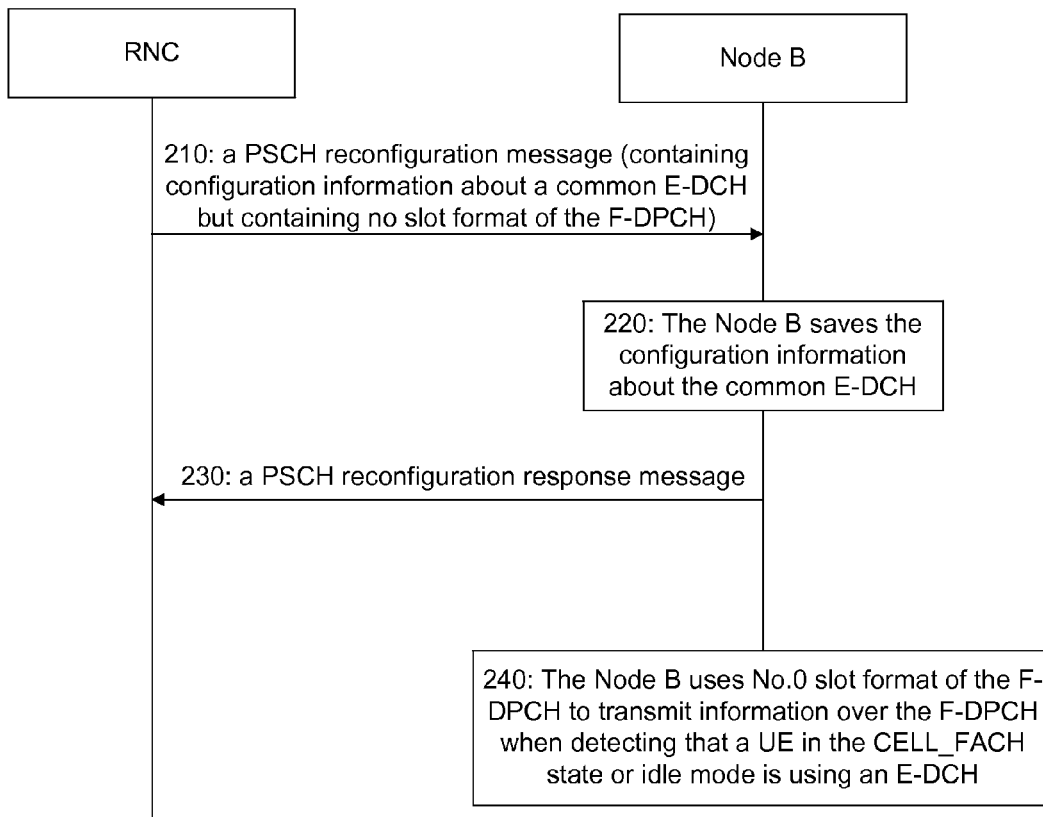


Fig. 3

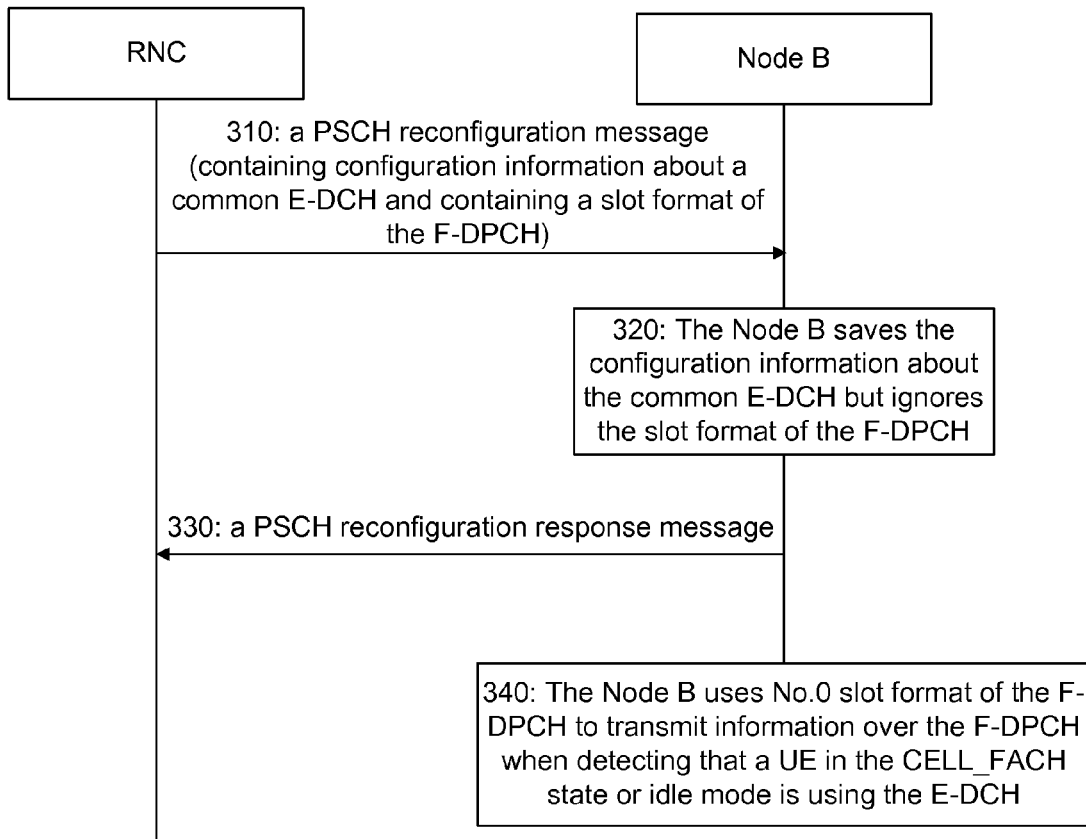
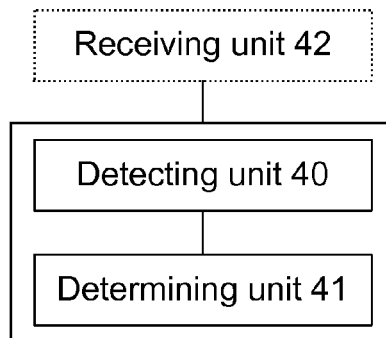


Fig. 4



**METHOD AND APPARATUS FOR
DETERMINING A SLOT FORMAT OF A
FRACTIONAL DEDICATED PHYSICAL
CONTROL CHANNEL**

TECHNICAL FIELD

[0001] The present disclosure relates to technologies for determining the slot format of a Fractional Dedicated Physical Control Channel (F-DPCH), and in particular to a method and apparatus for a Node B in a mobile radio communication system to determine the slot format of an F-DPCH when a User Equipment (UE) is in cell forward access channel (CELL_FACH) state or idle mode.

BACKGROUND

[0002] With evolution of mobile communication systems, Quality of Service (QoS) for users has become the primary issue of operators. The QoS affects service performance and determines users' satisfaction with services. One important aspect for improving the QoS is the time delay when setting up connections and allocating channels, and the existence of frequent services of small data packets, therefore, it is necessary to consider making the common channels work more effectively, for example, by reducing the signaling delay in the uplink and downlink. By introducing the downlink High Speed Packet Access (HSPA), 3rd Generation Partnership Project (3GPP) standard has shortened the downlink signaling delay in the CELL_FACH, Cell_Paging_Channel (CELL_PCH), or UTRAN Registration Area_Paging Channel (URA_PCH) state, however, the issue of the uplink signaling delay still exists.

[0003] To shorten the uplink signaling delay, the following aspects need to be considered:

[0004] (1) reducing the waiting time of the user plane and control plane in the idle mode, CELL_FACH, CELL_PCH, or URA_PCH state;

[0005] (2) improving the peak rate in the CELL_FACH state;

[0006] (3) shortening the delay in transition between the idle, CELL_FACH, CELL_PCH, URA_PCH, and Cell_Dedicated Channel (CELL_DCH) states.

[0007] To achieve the above objective, the 3GPP standard has introduced the Enhanced Dedicated Channel (E-DCH) in the CELL_FACH state and idle mode, that is, the High Speed Uplink Packet Access (HSUPA) can be used in the idle mode or CELL_FACH state. Application of the HSUPA in the idle mode and CELL_FACH state is called the uplink enhanced CELL_FACH technology.

[0008] The uplink enhanced CELL_FACH technology follows the principle as follows: random access still adopts the access process of the Physical Random Access Channel (PRACH) but the channel type changes; that is, the E-DCH is used in the idle mode or CELL_FACH state, logical channels such as Common Control Channel (CCCH), Dedicated Control Channel (DCCH), or Dedicated Traffic Channel (DTCH) can be mapped to the E-DCH and then transmitted. The E-DCH is mapped to the E-DCH Dedicated Physical Data Channel (E-DPDCH). The E-DPDCH works basing on the E-DCH Dedicated Physical Control Channel (E-DPCCH). The E-DPCCH is based on the Dedicated Physical Control Channel (DPCCH). Therefore, in the enhanced CELL_FACH state, a DPCCH is required in the uplink, and for collaborating with the uplink DPCCH to perform link synchronization,

a Fractional Dedicated Physical Control Channel (F-DPCH) is also required in the downlink.

[0009] According to the current 3GPP, Uu interface defines that No.0 slot format is used by the F-DPCH used by the UE in the idle mode and CELL_FACH state, so it is needless for the radio network controller (RNC) to notify the Node B of the slot format through signaling. However, on the Iub interface, there is a configuration cell for configuring the F-DPCH slot format used in the idle mode or CELL_FACH state, and there are 10 types of slot formats that can be configured for the F-DPCH, and the Iub interface protocol does not define that the Node B can only use No.0 slot format.

[0010] FIG. 1 is a schematic diagram of E-DPCH frame formats defined in the 3GPP protocol. Referring to FIG. 1, among the defined frame formats, N_{off1} bits and N_{off2} bits are non-transmission bits. The slot formats defined in the 3GPP protocols for the F-DPCH are as shown in Table 1.

TABLE 1

Slot Format #i	Channel Bit Rate (kbps)	Channel Symbol Rate (ksps)	F	Bits/ Slot	N_{OFF1} Bits/ Slot	N_{TPC} Bits/ Slot	N_{OFF2} Bits/ Slot
0	3	1.5	256	20	2	2	16
1	3	1.5	256	20	4	2	14
2	3	1.5	256	20	6	2	12
3	3	1.5	256	20	8	2	10
4	3	1.5	256	20	10	2	8
5	3	1.5	256	20	12	2	6
6	3	1.5	256	20	14	2	4
7	3	1.5	256	20	16	2	2
8	3	1.5	256	20	18	2	0
9	3	1.5	256	20	0	2	18

[0011] It can be seen from the frame formats and the slot formats shown in Table 1, No.0 slot format differs from other formats in that the locations of the Transmit Power Control (TPC) bits in a slot are different. Consequently, if the RNC configures a non-No.0 slot format for the F-DPCH, the Node B uses the non-No.0 slot format configured by the RNC to transmit the F-DPCH, but the UE fixedly uses No.0 slot format to receive the F-DPCH. As a result, the UE cannot correctly receive the TPC bits information and thus it cannot perform inner loop power control properly, thereby causing link failure.

SUMMARY

[0012] Accordingly, the present disclosure is directed to providing a method and apparatus for determining the slot format of an F-DPCH to enable a UE correctly receive TPC bits carried on the F-DPCH and use the TPC bits to implement inner loop power control so that the Node B can correctly receive the data information transmitted over an E-DPDCH.

[0013] In view of the above objective, technical solutions of the disclosure are provided as follows.

[0014] In one aspect, a method for determining the slot format of a Fractional Dedicated Physical Control Channel (F-DPCH) is provided, which includes:

[0015] a Node B using No.0 slot format of the F-DPCH as a slot format for sending messages over the F-DPCH when detecting that a UE in CELL_FACH state or idle mode is using an E-DCH.

[0016] Preferably, the method further includes a step, preceding the step of detecting that a UE in CELL_FACH state or idle mode is using an E-DCH, of the Node B receiving con-

figuration information about a common E-DCH from an RNC over signaling, where the common E-DCH configuration information contains configuration information about the slot format of the F-DPCH, or the common E-DCH configuration information contains no configuration information about the slot format of the F-DPCH.

[0017] Preferably, the signaling is a Physical Shared Channel (PSCH) reconfiguration request message.

[0018] Preferably, the common E-DCH configuration information is contained in the common E-DCH system information contained in the PSCH reconfiguration request message.

[0019] An apparatus for determining a slot format of an F-DPCH includes a detecting unit and a determining unit.

[0020] The detecting unit is configured to detect whether a UE in CELL-FACH state or idle mode is using an E-DCH, and further trigger the determining unit if the UE is using the E-DCH.

[0021] The determining unit is configured to use No.0 slot format of the F-DPCH as the slot format for transmitting information over the F-DPCH.

[0022] Preferably, the apparatus further includes a receiving unit configured to receive configuration information about a common E-DCH from an RNC over signaling, where the configuration information about the common E-DCH contains configuration information about the slot format of the F-DPCH, or the configuration information about the common E-DCH contains no configuration information about the slot format of the F-DPCH.

[0023] Preferably, the signaling is a PSCH reconfiguration request message.

[0024] Preferably, the configuration information about the common E-DCH is contained in the common E-DCH system information contained in the PSCH reconfiguration request message.

[0025] According to the present disclosure, when determining that a UE is currently in the idle mode or/and CELL_FACH state, the Node B uses No.0 slot format of the F-DPCH as the slot format for transmitting information over the F-DPCH instead of using the F-DPCH slot format notified by the RNC, regardless of whether the Node B have received the configuration information about the slot format of the F-DPCH from the RNC. This ensures that the slot format of the F-DPCH transmitted by the Node B is identical with that of the F-DPCH received by the UE, so that the UE can correctly receive the TPC bits carried on the F-DPCH, and thus the UE can use the TPC bits to implement inner loop power control. Therefore, the Node B can correctly receive the data information transmitted over an E-DPCH.

BRIEF DESCRIPTION OF THE DRAWINGS

[0026] FIG. 1 is a schematic diagram of F-DPCH frame formats defined in the 3GPP protocols;

[0027] FIG. 2 is a flowchart of a method for determining the slot format of an F-DPCH according to one embodiment of the present disclosure;

[0028] FIG. 3 is a flowchart of a method for determining the slot format of an F-DPCH according to another embodiment of the present disclosure; and

[0029] FIG. 4 is a schematic structure diagram of an apparatus for determining the slot format of an F-DPCH according to the present disclosure.

DETAILED DESCRIPTION

[0030] The disclosure is described below in conjunction with the accompanying drawings and embodiments.

Embodiment 1

[0031] FIG. 2 is a flowchart of a method for determining the slot format of an F-DPCH according to one embodiment of the present disclosure. Referring to FIG. 2, the method for a Node B to determine the slot format of the F-DPCH when a UE is in CELL_FACH state or idle mode specifically includes the following steps:

[0032] Step 210: An RNC notifies the Node B of configuration information about a common E-DCH through a PSCH reconfiguration message, where the configuration information about the common E-DCH does not contain the configuration information about the slot format of the F-DPCH. The PSCH reconfiguration message is a PSCH reconfiguration request message.

[0033] Step 220: The Node B saves the E-DCH configuration information notified through the PSCH reconfiguration message.

[0034] Step 230: The Node B returns a PSCH reconfiguration response message to the RNC.

[0035] Step 240: The Node B uses No.0 slot format of the F-DPCH to transmit information over the F-DPCH when detecting that a UE in the CELL_FACH state or idle mode is using an E-DCH.

Embodiment 2

[0036] FIG. 3 is a flowchart of a method for determining the slot format of an F-DPCH according to another embodiment of the present disclosure. Referring to FIG. 3, the method for a Node B to determine the slot format of the F-DPCH when a UE is in CELL_FACH state or idle mode specifically includes the following steps:

[0037] Step 310: An RNC notifies the Node B of configuration information about a common E-DCH through a PSCH reconfiguration message, where the configuration information about the common E-DCH contains the configuration information about the slot format of the F-DPCH. The PSCH reconfiguration message is a PSCH reconfiguration request message.

[0038] Step 320: The Node B saves the E-DCH configuration information notified through the PSCH reconfiguration message, but ignores the configured slot format of the F-DPCH.

[0039] Step 330: The Node B returns a PSCH reconfiguration response message to an RNC.

[0040] Step 340: The Node B uses No.0 slot format of the F-DPCH to transmit information over the F-DPCH when detecting that a UE in CELL_FACH state or idle mode is using the E-DCH.

[0041] FIG. 4 is a schematic structure diagram of an apparatus for determining the slot format of an F-DPCH according to the present disclosure. Referring to FIG. 4, the apparatus includes a detecting unit 40 and a determining unit 41, wherein,

[0042] the detecting unit **40** is configured to detect whether a UE in CELL_FACH state or idle mode is using an E-DCH, and further trigger the determining unit **41** if the UE is using the E-DCH.

[0043] the determining unit is configured to use No.0 slot format of the F-DPCH as the slot format for sending messages over the F-DPCH.

[0044] For further optimizing the technical solution of the present disclosure, referring to FIG. **4**, the apparatus further includes:

[0045] a receiving unit **42**, configured to receive configuration information about a common E-DCH from an RNC over signaling, where the configuration information about the common E-DCH contains configuration information about the slot format of the F-DPCH, or the configuration information about the common E-DCH contains no configuration information about the slot format of the F-DPCH. The signaling contains a PSCH reconfiguration request message. The configuration information about the common E-DCH is contained in the common E-DCH system information contained in the PSCH reconfiguration request message.

[0046] A person skilled in the art should understand that, the apparatus illustrated in FIG. **4** is designed for the method for determining the slot format of the F-DPCH, and functions of units and elements contained in the apparatus can be understood by referring to description of Embodiments 1 and 2, and can be implemented either by programs running in the processor or specific logic circuits.

[0047] The above are only preferred embodiments of the present disclosure, and not intended to limit the protection scope of the present disclosure.

1. A method for determining a slot format of a Fractional Dedicated Physical Control Channel (F-DPCH), comprising: using, by a Node B, No.0 slot format of the F-DPCH as a slot format for transmitting information over the F-DPCH when detecting that a User Equipment (UE) in Cell Forward Access Channel (CELL_FACH) state or idle mode is using an Enhanced Dedicated Channel (E-DCH).

2. The method according to claim **1**, further comprising a step, preceding the step of detecting that the UE in the CELL_FACH state or idle mode is using an E-DCH, of:

receiving, by the Node B, configuration information about a common E-DCH from a Radio Network Controller (RNC) over signaling, wherein the configuration information about the common E-DCH contains configuration information about the slot format of the F-DPCH.

3. The method according to claim **1**, further comprising a step, preceding the step of detecting that the UE in the CELL_FACH state or idle mode is using an E-DCH, of:

receiving, by the Node B, configuration information about a common E-DCH from a Radio Network Controller (RNC) over signaling, wherein the configuration information about the common E-DCH contains no configuration information about the slot format of the F-DPCH.

4. The method according to claim **2**, wherein the signaling is a Physical Shared Channel (PSCH) reconfiguration request message.

5. The method according to claim **4**, wherein the configuration information about the common E-DCH is contained in common E-DCH system information contained in the PSCH reconfiguration request message.

6. An apparatus for determining a slot format of a Fractional Dedicated Physical Control Channel (F-DPCH), comprising a detecting unit and a determining unit, wherein the detecting unit is configured to detect whether a User Equipment (UE) in Cell Forward Access Channel (CELL_FACH) state or idle mode is using an Enhanced Dedicated Channel (E-DCH), and further trigger the determining unit if the UE is using the E-DCH; and the determining unit is configured to use No.0 slot format of the F-DPCH as a slot format for transmitting information over the F-DPCH.

7. The apparatus according to claim **6**, further comprising: a receiving unit configured to receive configuration information about a common E-DCH from a Radio Network Controller (RNC) over signaling, wherein the configuration information about the common E-DCH contains configuration information about the slot format of the F-DPCH.

8. The apparatus according to claim **6**, further comprising: a receiving unit configured to receive configuration information about a common E-DCH from a radio network controller (RNC) over signaling, wherein the configuration information about the common E-DCH contains no configuration information about the slot format of the F-DPCH.

9. The apparatus according to claim **7**, wherein the signaling is a Physical Shared Channel (PSCH) reconfiguration request message.

10. The apparatus according to claim **9**, wherein the configuration information about the common E-DCH is contained in common E-DCH system information contained in the PSCH reconfiguration request message.

11. The method according to claim **3**, wherein the signaling is a Physical Shared Channel (PSCH) reconfiguration request message.

12. The method according to claim **11**, wherein the configuration information about the common E-DCH is contained in common E-DCH system information contained in the PSCH reconfiguration request message.

13. The apparatus according to claim **8**, wherein the signaling is a Physical Shared Channel (PSCH) reconfiguration request message.

14. The apparatus according to claim **13**, wherein the configuration information about the common E-DCH is contained in common E-DCH system information contained in the PSCH reconfiguration request message.

* * * * *